
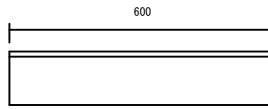
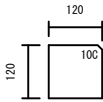


境界ブロック (JIS規格)

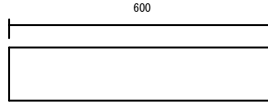
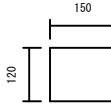
地先A
参考重量21kg



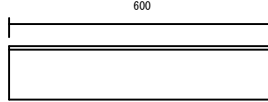
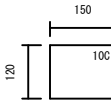
地先A(面取り)
参考重量21kg



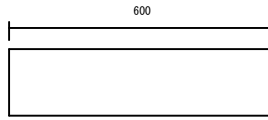
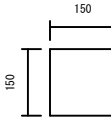
地先B
参考重量26kg



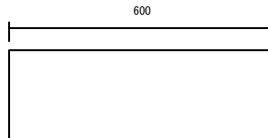
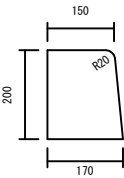
地先B(面取り)
参考重量26kg



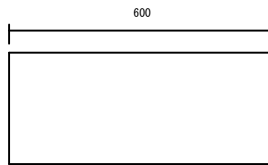
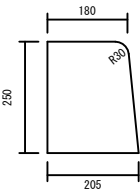
地先C
参考重量32kg



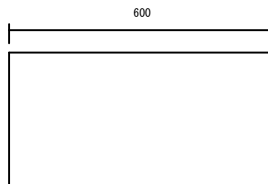
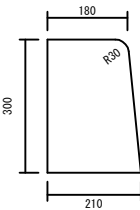
片面歩車道ブロックA
参考重量45kg



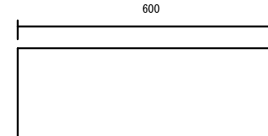
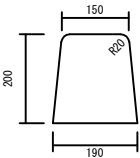
片面歩車道ブロックB
参考重量70kg



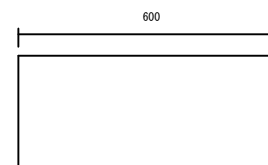
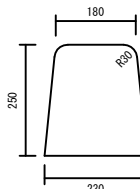
片面歩車道ブロックC
参考重量84kg



両面歩車道ブロックA
参考重量46kg



両面歩車道ブロックB
参考重量74kg



両面歩車道ブロックC
参考重量90kg

